

## For General Use Multi-Round Filter Housing

# GZ · GY Type

### Major Applications

- General Industry
- Food & Beverage
- Chemical/ Electronics

### Main Specifications

- Design pressure: 0.49MPa
- Main materials: SUS304
- Outer surface finishing: Buffed (# 400)
- Inner surface finishing: Acid pickling

### Features

- Lightweight and compact design
- Clamp band type adopted

### Advantages

- Excellent cost performance
- Easy filter replacement (no tools required)

### End Cap Code



### Ordering Information

#### Filter length



- 250 = 250mm
- 500 = 500mm
- 750 = 750mm

#### End Cap Code



- F = for CZ, PZ, F
- 0 = for 0

\*GY type is only available in code F filter.

#### Product Type



- GZ = Top seal and Bottom seal made of PP
- GY = Top seal and Bottom seal made of SUS304

#### Number of installed filters



- 003 = 3pcs
- 006 = 6pcs

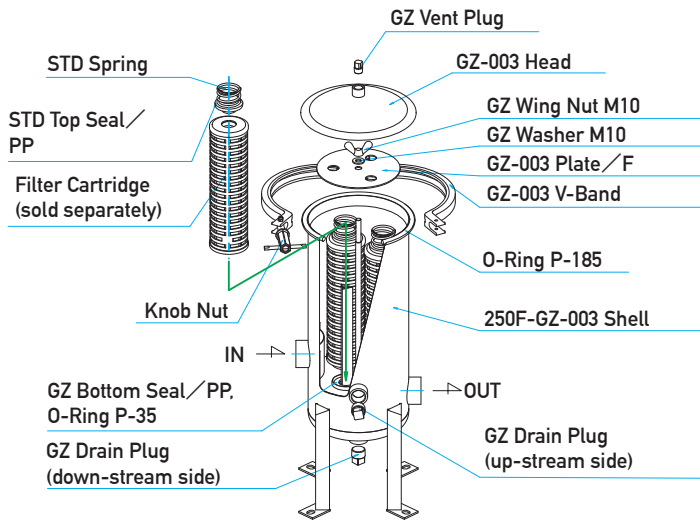
#### O-Ring



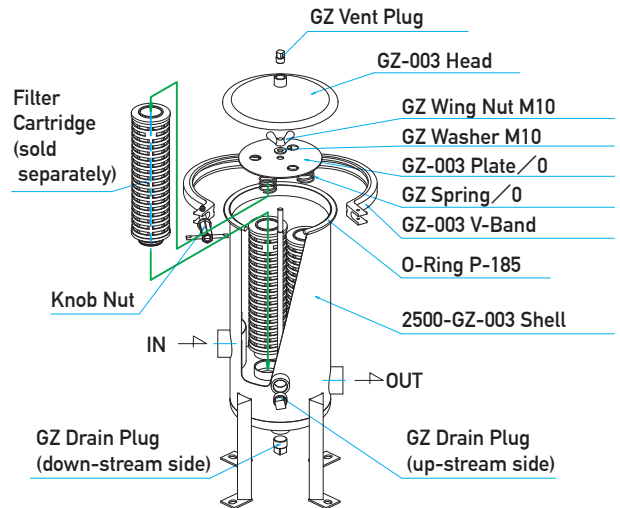
- S = Silicone
- E = EPDM
- N = NBR
- V = FKM

## Structure

[250F-GZ-003]



[2500-GZ-003]



## Specifications

	GZ	GY
Filter length	250 / 500 / 750 mm	250 / 500 / 750 mm
End Cap Code	Code CZ, PZ, F, 0	Code CZ, PZ, F
Body	SUS304	SUS304
V-Band	SCS13	SCS13
Top Seal / Bottom Seal	Polypropylene	SUS304 *Gaskets are included in the bottom seal sections.
O-Ring	NBR, EPDM, Silicone, FKM	NBR, EPDM, Silicone, FKM
Surface finishing	Outer surface: Buffed (# 400) Inner surface: Acid pickling	Outer surface: Buffed (# 400) Inner surface: Acid pickling
Design pressure	0.49MPa at 40°C (71psi at 104°F)	0.49MPa at 40°C (71psi at 104°F)

## Dimensions

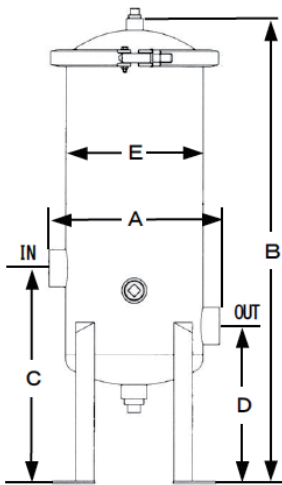
### For Code F

	A	B	C	D	E	Connection diameter	Air Vent	Drain
250F-GZ(GY)-003	225mm	605mm	280mm	205mm	181mm	Rc1-1/4	Rc3/8	Rc3/4
500F-GZ(GY)-003	225mm	855mm	280mm	205mm	181mm	Rc1-1/4	Rc3/8	Rc3/4
750F-GZ(GY)-003	230mm	1105mm	280mm	205mm	181mm	Rc1-1/2	Rc3/8	Rc3/4
250F-GZ(GY)-006	300mm	680mm	365mm	235mm	248mm	Rc1-1/2	Rc3/8	Rc3/4
500F-GZ(GY)-006	305mm	930mm	365mm	235mm	248mm	Rc2	Rc3/8	Rc3/4
750F-GZ(GY)-006	310mm	1180mm	365mm	250mm	248mm	Rc2-1/2	Rc3/8	Rc3/4

### For Code 0

	A	B	C	D	E	Connection diameter	Air Vent	Drain
2500-GZ-003	225mm	605mm	280mm	205mm	181mm	Rc1-1/4	Rc3/8	Rc3/4
5000-GZ-003	225mm	855mm	280mm	205mm	181mm	Rc1-1/4	Rc3/8	Rc3/4
7500-GZ-003	230mm	1105mm	280mm	205mm	181mm	Rc1-1/2	Rc3/8	Rc3/4
2500-GZ-006	300mm	680mm	365mm	235mm	248mm	Rc1-1/2	Rc3/8	Rc3/4
5000-GZ-006	305mm	930mm	365mm	235mm	248mm	Rc2	Rc3/8	Rc3/4
7500-GZ-006	310mm	1180mm	365mm	250mm	248mm	Rc2-1/2	Rc3/8	Rc3/4

Dimensions  
(See table at right for values.)



\*Special specifications other than those listed above (e.g., changes in material, connection diameter, etc.) are also available. Please contact us for details.

\*The contents of the catalog are subject to change without notice.

\*The performance data listed in the catalog are Typical values obtained under specific conditions based on our tests.

\*When purchasing a filter housing, be sure to check whether the filtration conditions (fluid, operating temperature, operating pressure, installation location, etc.) are within the housing specifications.

# ROKI GROUP International Pte. Ltd.

6-20-12, Minami-Oi, Shinagawa-ku Tokyo, 140-0013 Japan  
TEL: +81-3-5764-1131 FAX: +81-3-5764-0681

www.rokiglobal.com

Manufacturing is based on our Quality Management Systems that meet ISO9001 standards.

Scope

Design, Development, manufacture, and sales of filter cartridges, housings and filtration equipment.



JQA-QMA16323

MS CM009

6th Issue  
GZ\_GY220206E