



Ez-Change™
Capsule Filter Cartridge

WK Type

Major Applications

- Coating liquids
- Slurry
- Ink
- Paste

Related Videos (YouTube)



Features

- Polypropylene capsule filter for easy replacement
- Built-in check valve
- Minimum hold up volume
- Air venting mechanism at downstream
- Can be dismantled for liquid recovery.

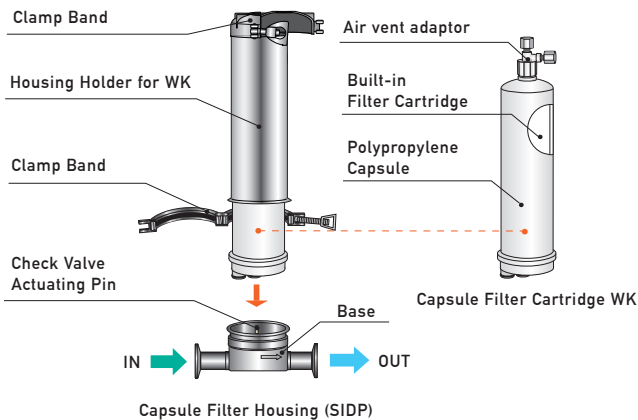
Advantages

- Significantly reduces operation time
- Liquid is confined, limits exposure.
- Minimal dripping
- Reduction of liquid loss
- Reduction of initial outflow bubbles
- Collection of liquid remaining inside the capsule is possible.

Structure

	Number of Built in Filters	Air vent	Length of built-in filter cartridge			
			62.5	125	250	500
X B	1pc	-	○	○	○	○
A D	1pc	Upstream	○	○	○	○
W K	1pc	Upstream + Downstream	○	○	○	○
X W	7pcs	-		○	○	○
A W	7pcs	Upstream		○	○	○

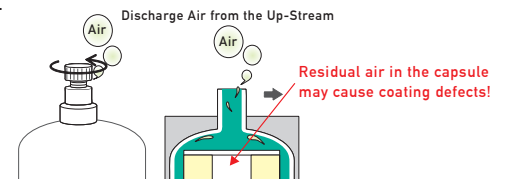
Internal structure



- The WK capsule can be dismantled using a special jig, making it possible to collect the used liquid remaining inside the capsule and dispose of it separately. (Disassemble design)
- By connecting a tube or other piping to the vent section, residual liquid can be collected during air venting. This prevents air leakage during operation and contributes to stable yield. (Tubes and other piping are not included.)

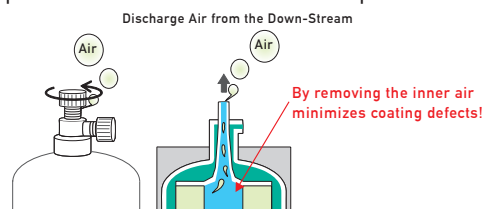
Up-stream air vent

Air in the outside of the filter (Up-stream side) can be easily discharged from the Up-stream air vent, but air in the top of the filter (Down-stream side) is difficult to remove, that may result in air accumulation.



With down-stream air vent

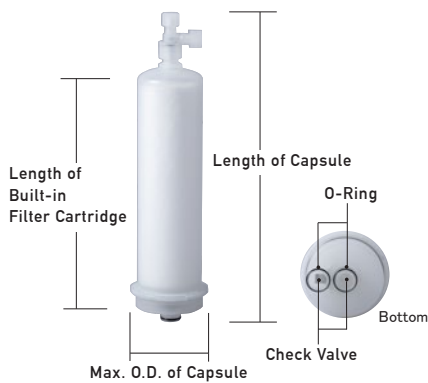
The air inside of the filter (Down-stream side) can also be discharged to prevent air accumulation at the start of operation.



Capsule Filter Cartridge Specifications

WK

(Up-Stream and Down-Stream Air Vent / Dome-Shaped Design)



Length of Built-in Filter Cartridge	62.5 / 125 / 250 / 500 mm
No. of built-in filters	1pc
Length of Capsule	170 / 236 / 360 / 610 mm
Max. O.D. of Capsule	φ 93 mm
Capsule material	Polypropylene
Check valve material	Seal = Polypropylene / Spring = SUS
O-Ring material	EPDM / Silicone / NBR / FKM
Air vent function	Up-Stream and Down-Stream Air Vent
Screw size of air vent cap	R 1/4
Maximum Operating Pressure	Refer to housing design pressure.
Maximum Δ P (Capsule Filter)	Refer to the maximum Δ P in the built-in filter cartridge catalog. However, cannot be used above the maximum operating pressure.
Maximum Operating Temp (Capsule Filter)	40°C (104°F)

*When using Ez-change capsules, be sure to use the holder.

Capsule Filter Cartridge Ordering Information

Length	Filter Cartridge Product Type	Micron Rating	O-Ring	Product Type of Capsule Filter Cartridge
2 5 0 L	- S H P -	0 3 0	S	WK
62.5 = 62.5 mm 125 = 125 mm 250 = 250 mm 500 = 500 mm	Please check the "Applicable capsules list for each product type" for compatible part numbers.		None = EPDM S = Silicone N = NBR V = FKM	

Capsule Filter Housing Specifications

SIDP for WK



Capsule filter cartridge type	WK
Length of Built-in Filter Cartridge	62.5 / 125 / 250 / 500 mm
No. of built-in filters	1pc
Length of Housing	213 / 279 / 403 / 653 mm
Length between Inlet and Outlet	181 mm
Connecting diameter/configuration	IDF 1S•Ferrule
Housing material	SCS13 / SUS304 (Liquid contact area : Conductive FEP coating)
Designed operating pressure (Housing)	0.69MPa (100psi)
Designed operating temperature (Housing)	40°C (104°F)

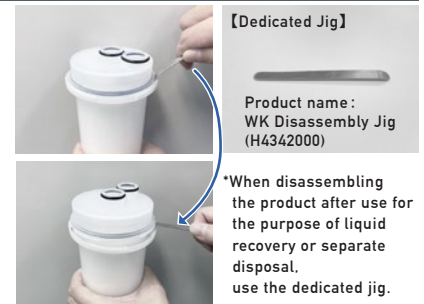
*By replacing each type of holder, capsule filter cartridges of different lengths and shapes can be used.

*For other connection shapes, diameters, dimensions, please contact us.

*When using Ez-change capsules, be sure to use the holder.

Capsule Filter Housing Ordering Information

Housing Type	Length of Built-in Filter Cartridge	Number of Built-in Filters	Connecting diameter/configuration	Capsule Filter Cartridge Type
SIDP-	2 5 0	- 1 -	1S-	WK
	62.5 = 62.5 mm 125 = 125 mm 250 = 250 mm 500 = 500 mm	1 = 1pc	1S = IDF 1S•Ferrule	



*When disassembling the product after use for the purpose of liquid recovery or separate disposal, use the dedicated jig.

*The contents of the catalog are subject to change without notice.

*When used for filtration of organic solvents, antistatic measures may be required.

*The performance data listed in the catalog are Typical values obtained under specific conditions based on our tests.

ROKI GROUP International Pte. Ltd.

6-20-12, Minami-Oi, Shinagawa-ku Tokyo, 140-0013 Japan
 TEL: +81-3-5764-1131 FAX: +81-3-5764-0681

www.rokiglobal.com

Manufacturing is based on our Quality Management Systems that meet ISO9001 standards.

Scope
 Design, Development, manufacture, and sales of filter cartridges, housings and filtration equipment.



JQA-QMA16323

MS CM009

25th Issue
 WK210321E